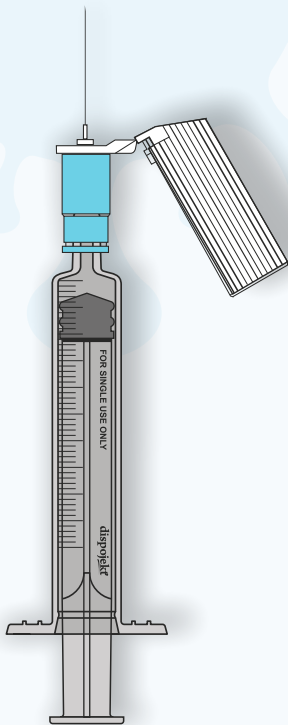






dispojekt®

Single use Hypodermic Syringe with Safety (S.I.P.) Needle



Symbols Glossary

-  Lot number/Batch number
 -  Date of Manufacturing
 -  Used By/Expiry Date
 -  Consult Instructions for use
 -  Do not use if package is damaged
 -  Do not Resterilize
 -  Do not Reuse
 -  Keep away from Sunlight
 -  Discard in a sharps container
 -  Manufactured by
 -  Keep Dry
 -  Non Pyrogenic
 -  Medical Device
 -  Single Sterile Barrier System
- S.I.P - Sharps Injury Prevention
- STERILE EO**
Sterilized by Ethylene Oxide



 Manufactured By :

HINDUSTAN SYRINGES & MEDICAL DEVICES LTD.
99/25 BALLABGARH, FARIDABAD, HARYANA 121004 INDIA
www.hmdhealthcare.com, helpline@hmdhealthcare.com
DEC.2022 / REV.-1

Injection Procedure

Open the pack and take out syringe.

STEP - 1



Inject the Medicament.

STEP - 5



Pull back the hinged cover to expose the (S.I.P.) needle.

STEP - 2



Close the safety (S.I.P.) needle cover immediately after use.

STEP - 6



Insert the needle into the vial and withdraw fluid / medicament.

STEP - 3



Activate locking mechanism of safety (S.I.P.) needle cover, press the needle cover against a hard surface or by a finger.

STEP - 7



Flick barrel to move the air bubble to top. Push the plunger for desired dosage and expel air bubble.

STEP - 4



Dispose of the syringe in a sharps container.

STEP - 8

