



DISPO VAN[®]

Dental Needle

For the injection of oral local
anesthesia in dental procedure

Features

Designed specifically to prevent intraoral infection, provides exceptional flexibility and control to reach different areas of mouth for delivering local anesthesia with less pain striving for better patient comfort.

The orientation mark on the hub indicates the bevel position, as a guidance for enabling gentle penetration, reducing the risk of tissue damage, and promoting faster healing.

Made from high-stiffness stainless steel complying with ISO 9626 standard, available in both short and long lengths for higher precision. The cannula features an anti-coring butt-end point design for enhanced performance and durability.

Inbuilt feature of 100% online digital camera vision inspection in needle assembly machines which checks for the needle length, orientation mark on hub, bevel orientation of needle and needle point during assembly.

Inbuilt feature of 100% online blockage inspection during needle assembly.

The separate individual hub is available with metric and inch (imperial) thread ensuring secure and easy fitment with dental precision syringes, making it compatible with most Dental Cartridge Syringes.

Colour coding allows easy identification of gauge size, enhancing safety and efficiency in patient care.

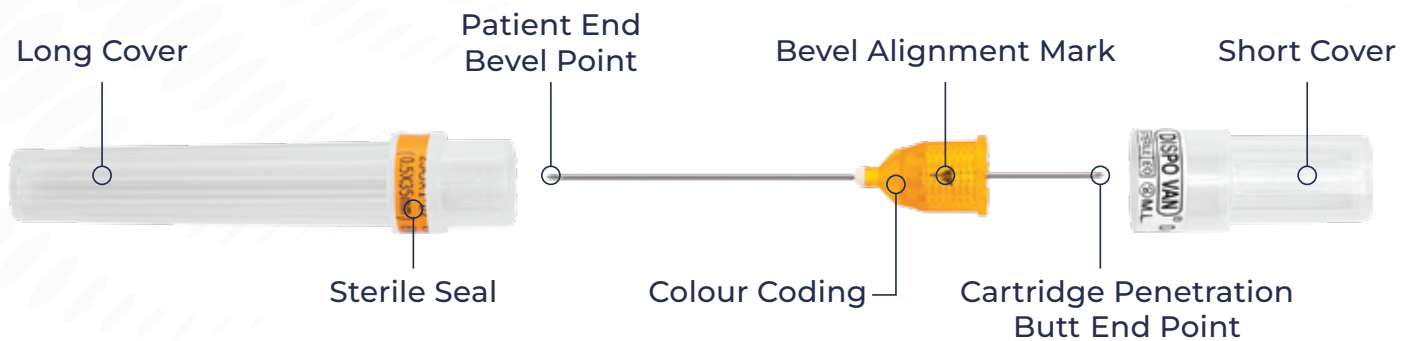
Product Size

Needle Size	Outer Diameter	Hub Colour Code	Effective Length Patient Side		Effective Length Butt End
25G	0.5 mm	Orange	35 ± 3.5 mm	25 ± 2.5 mm	12 ± 1 mm
27G	0.4 mm	Grey	35 ± 3.5 mm	25 ± 2.5 mm	12 ± 1 mm
30G	0.3 mm	Yellow	25 ± 2.5 mm	13 ± 1.3 mm	12 ± 1 mm
31G	0.25 mm	White	13 ± 1.3 mm		12 ± 1 mm

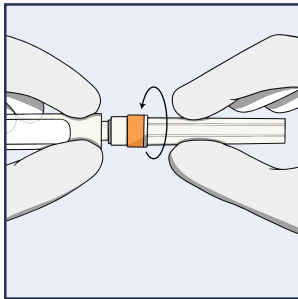
- Sterile, Single Use, DEHP free, Latex free
- Box: 50pc
- The above sizes available in Metric and Imperial both Threads
- Sterilized by Ethylene Oxide gas
- Complies to ISO 11135 and ISO 7885:2010



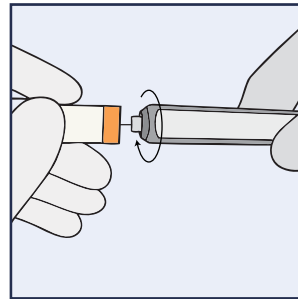
Product Details



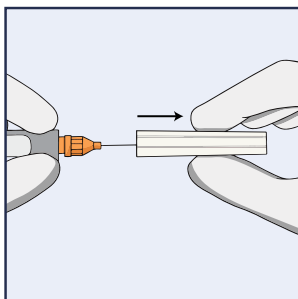
Instructions for Use



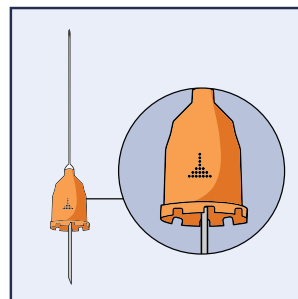
Step 1: Remove the shorter cover to reveal the butt-end of the needle by screwing it out which will get attached to the syringe.



Step 2: While holding the longer cover, attach the needle to the syringe. Screw the needle hub securely onto the syringe nozzle.



Step 3: Just before the injection, remove the longer plastic cover to expose the patient end of the needle.



Step 4: Check the bevel orientation mark on the needle hub, which indicates the bevel position to ensure an optimal insertion.

Warning

- Do not use if seal is broken.
- Do not reuse to avoid patient cross-infection
- Do not bend the needle; if the needle is bent, the needle can break in tissue and cause injury.

Product Use

Patient Target Groups

Paediatric to elderly patients who require injection of a local anaesthetic for dental treatment.

Intended Users

Dentists.

Contra-indications

Dental needle itself has no contra-indications.

Performance Characteristic

Injection of dental local anaesthetics.

DISPO VAN[®]

Dental Needle



HINDUSTAN SYRINGES & MEDICAL DEVICES LTD.

174,178/25 BALLABGARH, FARIDABAD, HARYANA 121004 INDIA
M.L. MFG/MD/2020/000307

Made in India

www.hmdhealthcare.com