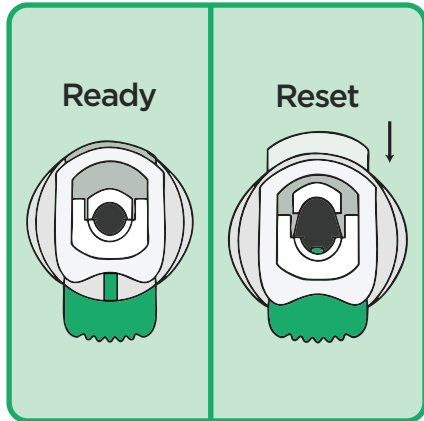


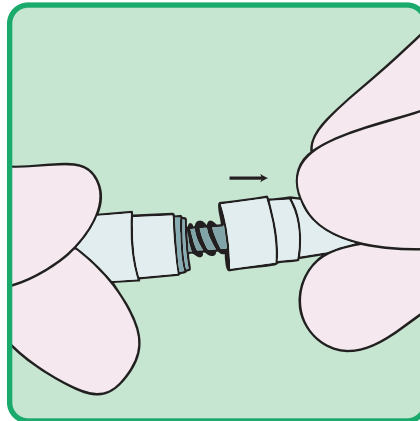
# VAKU-8 Ejecto

## INSTRUCTION FOR USE (IFU)



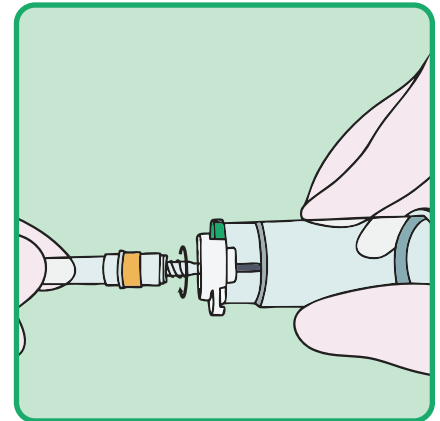
### Step 1 :

Ensure holder mechanism is ready.  
If not, press the white button.



### Step 2 :

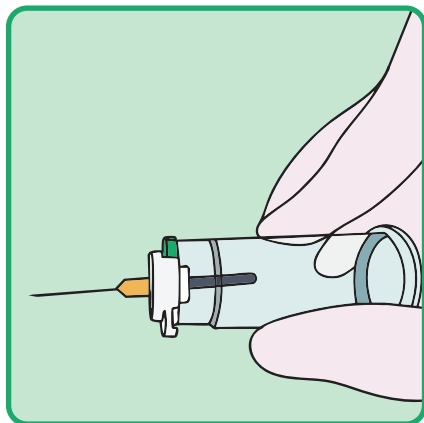
Remove the non-patient end (Blood Collection Needle) BCN cover to reveal the needle, (Vaku 8 Ejecto is compatible universally with all the blood collection needles).



### Step 3 :

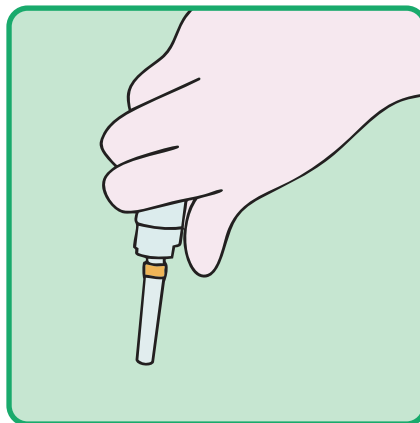
Secure the BCN to the holder by screwing the hub clockwise with the holder.

**Caution: DO NOT OVERTORQUE**



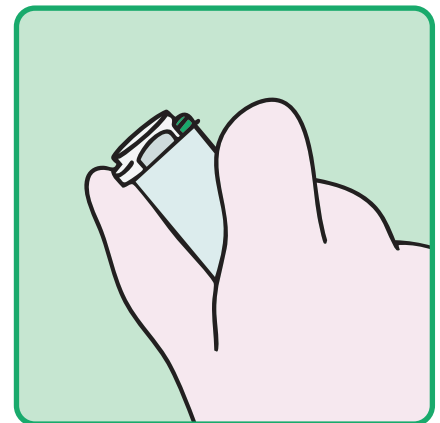
### Step 4 :

Remove the patient-end needle cover and perform venipuncture according to your facility's established procedure.



### Step 5 :

Hold the device in a downward position over the sharp container opening and push the blue button to release the BCN from the holder into the container for safe disposal.



### Step 6 :

Push the white button to reset and start again.



Manufactured by :  
**MB PLASTIC INDUSTRIES**  
B75, SECTOR 83, NOIDA INDIA  
MFG/IVD/2023/000062

Marketed by :  
**HINDUSTAN SYRINGES & MEDICAL DEVICES LTD.**  
99/25 BALLABGARH, FARIDABAD, HARYANA 121004 INDIA  
CONSUMER CARE CELL NO. +91-129-4061162  
E-mail : [helpline@hmdhealthcare.com](mailto:helpline@hmdhealthcare.com)